

Berkeley College Title IX Campus Climate Survey 2018

Description: This survey will go out to all students during the Winter 2018 Semester

Date Created: 12/15/2017 9:55:00 AM

Date Range: 2/5/2018 12:00:00 AM - 2/26/2018 11:59:00 PM

Total Respondents: 277

Q1. What is your gender identity?

Count	Percent		
53	19.27%		Male
221	80.36%		Female
0	0.00%		Transgender Male
0	0.00%		Transgender Female
1	0.36%		Non-Binary
275	Respondents		

Q2. Since September 19, 2016, have you mainly attended classes during the:

Count	Percent		
153	58.17%		Day (on campus)
78	29.66%		Evening (on campus)
32	12.17%		I have only taken online classes during this period.
263	Respondents		

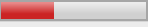



Q3. What is your home campus?

Count	Percent		
21	7.58%		Brooklyn
4	1.44%		Dover
26	9.39%		Newark
85	30.69%		New York City
12	4.33%		Online
13	4.69%		Paramus
23	8.30%		White Plains
27	9.75%		Woodbridge
66	23.83%		Woodland Park
277	Respondents		





Q4. Please indicate the extent to which you agree or disagree with the following statements: - College officials handle emergency situations in a fair and responsible manner.

Count	Percent		
89	36.63%		Strongly agree
139	57.20%		Agree
12	4.94%		Disagree
3	1.23%		Strongly disagree
243	Respondents		





Q5. Please indicate the extent to which you agree or disagree with the following statements: - Berkeley College does enough to protect the safety of students.

Count	Percent		
87	36.40%		Strongly agree
124	51.88%		Agree
20	8.37%		Disagree
8	3.35%		Strongly disagree
239	Respondents		





Q6. Please indicate the extent to which you agree or disagree with the following statements: - There is a good support system at Berkeley College for students going through difficult times.

Count	Percent		
121	51.05%		Strongly agree
94	39.66%		Agree
13	5.49%		Disagree
9	3.80%		Strongly disagree
237	Respondents		

Q7. The following statements describe how the College might handle a report of an incident of sexual assault. "Sexual Assault" refers to a range of behaviors that are unwanted by the recipient and can include use of force or threats of force to get someone to engage in a sexual behavior, as well as unwanted touching and unwanted oral, vaginal or anal penetration or attempted penetration. These behaviors could be initiated by someone known or unknown to the recipient, including someone they are in a relationship with. Use the scale provided to indicate how likely each scenario is: - The College would maintain the privacy (only share the information with those with a need to know) of the person making the report.

Count	Percent		
118	57.28%		Very likely
78	37.86%		Likely
6	2.91%		Unlikely
4	1.94%		Very unlikely
206	Respondents		

Q8. The following statements describe how the College might handle a report of an incident of sexual assault. "Sexual Assault" refers to a range of behaviors that are unwanted by the recipient and can include use of force or threats of force to get someone to engage in a sexual behavior, as well as unwanted touching and unwanted oral, vaginal or anal penetration or attempted penetration. These behaviors could be initiated by someone known or unknown to the recipient, including someone they are in a relationship with. Use the scale provided to indicate how likely each scenario is: - The College would take steps to protect the safety of the person making the report.

Count	Percent		
105	52.76%		Very likely
80	40.20%		Likely
12	6.03%		Unlikely
2	1.01%		Very unlikely
199	Respondents		

Q9. The following statements describe how the College might handle a report of an incident of sexual assault. "Sexual Assault" refers to a range of behaviors that are unwanted by the recipient and can include use of force or threats of force to get someone to engage in a sexual behavior, as well as unwanted touching and unwanted oral, vaginal or anal penetration or attempted penetration. These behaviors could be initiated by someone known or unknown to the recipient, including someone they are in a relationship with. Use the scale provided to indicate how likely each scenario is: - The College would protect the safety of the people involved while the investigation is pending.

Count	Percent		
102	51.00%		Very likely
83	41.50%		Likely
11	5.50%		Unlikely
4	2.00%		Very unlikely
200	Respondents		

Q10. The following statements describe how the College might handle a report of an incident of sexual assault. "Sexual Assault" refers to a range of behaviors that are unwanted by the recipient and can include use of force or threats of force to get someone to engage in a sexual behavior, as well as unwanted touching and unwanted oral, vaginal or anal penetration or attempted penetration. These behaviors could be initiated by someone known or unknown to the recipient, including someone they are in a relationship with. Use the scale provided to indicate how likely each scenario is: - The College would take action to address factors that may have led to the sexual assault.

Count	Percent		
112	56.57%		Very likely
74	37.37%		Likely
8	4.04%		Unlikely
4	2.02%		Very unlikely
198	Respondents		







Q11. Sexual misconduct includes a broad range of behaviors that are unwanted by the recipient and which include sexual harassment, intimate partner violence, dating violence, domestic violence, stalking, sexual exploitation, and any other conduct of a sexual nature that is non-consensual, or has the purpose or effect of threatening, intimidating, or coercing a person. Please indicate your level of agreement with the following statement: Sexual misconduct is not a serious problem at Berkeley College.

Count	Percent		
49	24.38%		Strongly agree
97	48.26%		Agree
24	11.94%		Disagree
31	15.42%		Strongly disagree
201	Respondents		

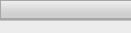
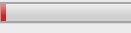








Q12. Please indicate the extent to which you agree or disagree with the following statements about the Berkeley College community: - If a friend or I were a victim of sexual misconduct, I would know where to go on campus to report it.

Count	Percent		
67	34.90%		Strongly agree
61	31.77%		Agree
38	19.79%		Disagree
12	6.25%		Strongly disagree
11	5.73%		I would not seek help on campus
3	1.56%		I do not feel comfortable answering this question
192	Respondents		





















Q13. Please indicate the extent to which you agree or disagree with the following statements about the Berkeley College community: - If a friend or I were a victim of sexual misconduct, I would know where to go on campus for help.

Count	Percent		
67	35.45%		Strongly agree
63	33.33%		Agree
36	19.05%		Disagree
13	6.88%		Strongly disagree
7	3.70%		I would not seek help on campus
3	1.59%		I do not feel comfortable answering this question
189	Respondents		

Q14. Why wouldn't you seek help on campus? (Check all that apply)

Count	Respondent %	Response %									
4	36.36%	16.67%	 I don't trust the College to be supportive of the victim.								
2	18.18%	8.33%	 I would be concerned about retaliation from the person who did it.								
3	27.27%	12.50%	 I would be too embarrassed to speak to anyone on campus.								
2	18.18%	8.33%	 I wouldn't want to get someone else in trouble.								
3	27.27%	12.50%	 I don't think anyone on campus would be able to help.								
5	45.45%	20.83%	 It would be a private matter & I'd want to deal with it on my own.								
1	9.09%	4.17%	 I don't think anyone would believe me.								
3	27.27%	12.50%	 I wouldn't know whom to contact.								
1	9.09%	4.17%	 Other (please specify)								
<table border="1"> <thead> <tr> <th>Count</th> <th>Percent</th> <th></th> <th></th> </tr> </thead> <tbody> <tr> <td>1</td> <td>100.00%</td> <td></td> <td>I would go to the police first because I simply can't put faith in any college system to really take the steps necessary. It's not a reprimand-able situation. It demands expulsion and a trip to a holding cell until further action is warranted by the victim.</td> </tr> </tbody> </table>				Count	Percent			1	100.00%		I would go to the police first because I simply can't put faith in any college system to really take the steps necessary. It's not a reprimand-able situation. It demands expulsion and a trip to a holding cell until further action is warranted by the victim.
Count	Percent										
1	100.00%		I would go to the police first because I simply can't put faith in any college system to really take the steps necessary. It's not a reprimand-able situation. It demands expulsion and a trip to a holding cell until further action is warranted by the victim.								
11	Respondents										
24	Responses										

Q15. Where would you go to report an incident of sexual misconduct? (Check all that apply)

Count	Respondent %	Response %																	
132	72.93%	21.15%	 Local Police Department																
89	49.17%	14.26%	 Public Safety and Security																
63	34.81%	10.10%	 Student Development and Campus Life																
27	14.92%	4.33%	 Title IX Coordinator																
77	42.54%	12.34%	 Counseling and Disability Service																
67	37.02%	10.74%	 School Deans																
34	18.78%	5.45%	 Department Chairs																
44	24.31%	7.05%	 Academic Advisor																
43	23.76%	6.89%	 Faculty Member																
9	4.97%	1.44%	 Athletic Coach																
10	5.52%	1.60%	 Other (please specify)																
<table border="1"> <thead> <tr> <th>Count</th> <th>Percent</th> <th></th> <th></th> </tr> </thead> <tbody> <tr> <td>1</td> <td>10.00%</td> <td></td> <td>admissions advisor</td> </tr> <tr> <td>1</td> <td>10.00%</td> <td></td> <td>Campus operating officer</td> </tr> <tr> <td>1</td> <td>10.00%</td> <td></td> <td>Chief Campus Officer</td> </tr> </tbody> </table>				Count	Percent			1	10.00%		admissions advisor	1	10.00%		Campus operating officer	1	10.00%		Chief Campus Officer
Count	Percent																		
1	10.00%		admissions advisor																
1	10.00%		Campus operating officer																
1	10.00%		Chief Campus Officer																

1	10.00%	<input type="checkbox"/>	I would ask ██████ or ██████ or ██████
1	10.00%	<input type="checkbox"/>	My street friends
1	10.00%	<input type="checkbox"/>	People that I trust
1	10.00%	<input type="checkbox"/>	personal counselor
1	10.00%	<input type="checkbox"/>	Security
1	10.00%	<input type="checkbox"/>	████████
1	10.00%	<input type="checkbox"/>	The Priest
23	12.71%	3.69%	<input type="checkbox"/> I don't know where to go to report an incident.
6	3.31%	0.96%	<input type="checkbox"/> I would not report an incident of sexual misconduct.
181	Respondents		
624	Responses		

Q16. Where would you go to find resources to help yourself or a friend who had experienced sexual misconduct? (Check all that apply)

Count	Respondent %	Response %	
88	48.89%	15.80%	<input checked="" type="checkbox"/> Local Rape Crisis Center
86	47.78%	15.44%	<input checked="" type="checkbox"/> Local Police Department
63	35.00%	11.31%	<input type="checkbox"/> Public Safety and Security
61	33.89%	10.95%	<input type="checkbox"/> Student Development and Campus Life
18	10.00%	3.23%	<input type="checkbox"/> Title IX Coordinator
87	48.33%	15.62%	<input checked="" type="checkbox"/> Counseling and Disability Service
34	18.89%	6.10%	<input type="checkbox"/> School Deans
14	7.78%	2.51%	<input type="checkbox"/> Department Chairs
31	17.22%	5.57%	<input type="checkbox"/> Academic Advisor
31	17.22%	5.57%	<input type="checkbox"/> Faculty Member
5	2.78%	0.90%	<input type="checkbox"/> Athletic Coach
8	4.44%	1.44%	<input type="checkbox"/> Other

Count	Percent	
1	12.50%	<input type="checkbox"/> Berkeley Counselors
1	12.50%	<input type="checkbox"/> Campus operating officer
1	12.50%	<input type="checkbox"/> I would ask ██████ or ██████ or ██████
1	12.50%	<input type="checkbox"/> Psychologist
1	12.50%	<input type="checkbox"/> Security
1	12.50%	<input type="checkbox"/> ██████

23	12.78%	4.13%	<input type="checkbox"/> I don't know where to find help.
8	4.44%	1.44%	<input type="checkbox"/> I would not seek help.
180	Respondents		
557	Responses		

Q17. Please rate your level of agreement with the following statement: I am aware that the College's policy and procedures (including definitions, standards of proof, and penalties) regarding sexual misconduct differ from the definitions, standards of proof, and penalties under state criminal laws.

Count	Percent	
55	30.90%	<input checked="" type="checkbox"/> Strongly agree
82	46.07%	<input checked="" type="checkbox"/> Agree
32	17.98%	<input checked="" type="checkbox"/> Disagree
9	5.06%	<input checked="" type="checkbox"/> Strongly disagree
178	Respondents	

Q18. Since September 19, 2016, have you received or seen any information (i.e., have you attended a program, read a poster, received e-mail) at Berkeley College about the following? (Check all that apply)

Count	Respondent %	Response %	
66	42.86%	19.76%	
51	33.12%	15.27%	
49	31.82%	14.67%	
41	26.62%	12.28%	
24	15.58%	7.19%	
35	22.73%	10.48%	
68	44.16%	20.36%	
154	Respondents		
334	Responses		

Q19. Do you know how to find the college equal opportunity policy and equal opportunity complaint procedures which include provisions relations to sexual violence on the Berkeley website?

Count	Percent	
56	35.44%	Yes
42	26.58%	No
60	37.97%	Unsure / Maybe
158	Respondents	



Q20. Are you aware of the brochure the covers college equal opportunity policy and equal opportunity complaint procedures which include provisions related to sexual misconduct?

Count	Percent	
78	49.68%	Yes
79	50.32%	No
157	Respondents	

Q21. What are the best three (3) ways for the College to communicate to students about sexual misconduct prevention and response? (Please choose 3)

Count	Respondent %	Response %	
104	66.24%	23.74%	
61	38.85%	13.93%	
44	28.03%	10.05%	
36	22.93%	8.22%	
45	28.66%	10.27%	
56	35.67%	12.79%	
19	12.10%	4.34%	
67	42.68%	15.30%	
6	3.82%	1.37%	




Count	Percent	
1	16.67%	Blackboard
1	16.67%	By supplying the proper info to GSA, sending out an email blast about it and having it discussed at the meeting.
1	16.67%	call jesus
1	16.67%	First day of classes by professors

1	16.67%		In class presentations
1	16.67%		When registering for classes because everyone has to go there to register. It would reach all of the students.
157 Respondents			
438 Responses			





Q22. Please indicate your level of agreement with the following statements: - I have confidence that the College addresses reports of sexual misconduct fairly.

Count	Percent		
58	40.85%		Strongly agree
77	54.23%		Agree
6	4.23%		Disagree
1	0.70%		Strongly disagree
142 Respondents			


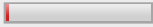





Q23. Please indicate your level of agreement with the following statements: - If someone were to report sexual misconduct to a campus administrator, the College would provide support to the person making the report.

Count	Percent		
67	47.86%		Strongly agree
68	48.57%		Agree
4	2.86%		Disagree
1	0.71%		Strongly disagree
140 Respondents			






Q24. Please indicate your level of agreement with the following statements: - If someone were to report an incident of sexual misconduct, the accused or their friends would retaliate against the person making the report.

Count	Percent		
26	18.98%		Strongly agree
68	49.64%		Agree
33	24.09%		Disagree
10	7.30%		Strongly disagree
137 Respondents			





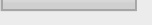



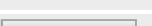







Q25. We would now like to ask you about your experiences at Berkeley College. The next set of questions will ask about incidents of sexual misconduct. Sexual misconduct includes a broad range of behaviors that are unwanted by the recipient and which include sexual harassment, intimate partner or dating violence, domestic violence, stalking, sexual exploitation, and any other conduct of a sexual nature that is nonconsensual, or has the purpose or effect of threatening, intimidating, or coercing a person. Again, all responses to these questions are anonymous. Please note some of these questions will describe specific sexual behavior. If you feel uncomfortable as a result of any of these questions, please reach out to a Berkeley College Counselor (<http://berkeleycollege.edu/10231.htm>). Since September 19, 2016, have you had any of the following experiences?

Count	Respondent %	Response %		
4	2.92%	2.74%		Someone verbally abusing you
3	2.19%	2.05%		Someone verbally pressuring you to do something sexual by threatening to end the relationship or to spread rumors about you
3	2.19%	2.05%		Someone criticizing you or getting angry with you for refusing sexual activity
4	2.92%	2.74%		Someone taking advantage of you sexually when you were drunk, high, asleep or "out of it"
1	0.73%	0.68%		Someone threatening to physically harm you by using physical force or with a weapon
6	4.38%	4.11%		Someone making you fear for your safety either in person or on social media
125	91.24%	85.62%		None of the above
137	Respondents			
146	Responses			

Q26. Where did this occur? (Check all that apply)

Count	Respondent %	Response %		
3	27.27%	21.43%		On campus
1	9.09%	7.14%		House or apartment near campus
3	27.27%	21.43%		Near my permanent residence (back home)
2	18.18%	14.29%		Other location (i.e., nightclub, while on vacation)
5	45.45%	35.71%		I prefer not to answer
11	Respondents			
14	Responses			

Q27. Did you report it? (Check all that apply)

Count	Respondent %	Response %										
2	16.67%	14.29%		Yes, to the local police department								
0	0.00%	0.00%		Yes, to Public Safety & Security								
0	0.00%	0.00%		Yes, to Student Development and Campus Life								
1	8.33%	7.14%		Yes, to the Title IX Coordinator								
0	0.00%	0.00%		Yes, to Counseling & Disability Services								
0	0.00%	0.00%		Yes, to the School Deans								
0	0.00%	0.00%		Yes, to the Department Chairs								
1	8.33%	7.14%		Yes, to the Academic Advisor								
1	8.33%	7.14%		Yes, to a Faculty Member								
0	0.00%	0.00%		Yes, to an Athletic Coach								
1	8.33%	7.14%		Other (please specify)								
<table border="1"> <thead> <tr> <th>Count</th> <th>Percent</th> <th></th> <th></th> </tr> </thead> <tbody> <tr> <td>1</td> <td>100.00%</td> <td></td> <td>Nah, it was inappropriate verbally so I wasn't too threatened and a friend of offender corrected them.</td> </tr> </tbody> </table>					Count	Percent			1	100.00%		Nah, it was inappropriate verbally so I wasn't too threatened and a friend of offender corrected them.
Count	Percent											
1	100.00%		Nah, it was inappropriate verbally so I wasn't too threatened and a friend of offender corrected them.									
1	8.33%	7.14%		No, I don't know where to go to report an incident.								
7	58.33%	50.00%		No, I did not report it.								

12 Respondents

14 Responses

Q28. Why did you not report it?

Count	Percent		
0	0.00%	<input type="checkbox"/>	I did not want to report it to the local police.
0	0.00%	<input type="checkbox"/>	I don't trust the College to be supportive of the victim.
1	16.67%	<input checked="" type="checkbox"/>	I would be concerned about retaliation from the person who did it.
1	16.67%	<input checked="" type="checkbox"/>	I would be too embarrassed to speak to anyone on campus.
0	0.00%	<input type="checkbox"/>	I wouldn't want to get someone else in trouble.
1	16.67%	<input checked="" type="checkbox"/>	I don't think anyone on campus would be able to help.
3	50.00%	<input checked="" type="checkbox"/>	It would be a private matter & I'd want to deal with it on my own.
0	0.00%	<input type="checkbox"/>	I don't think anyone would believe me.
0	0.00%	<input type="checkbox"/>	I wouldn't know whom to contact.
0	0.00%	<input type="checkbox"/>	Other (please specify)
		Count	Percent
6 Respondents			

Q29. Consent to a sexual act requires a clear, affirmative, current, and mutual agreement to take or permit such action. Affirmative consent is a knowing, voluntary, and mutual decision among all participants to engage in sexual activity. Consent can be given by words or actions, as long as those words or actions create clear permission regarding willingness to engage in the sexual activity. Silence or lack of resistance, in and of itself, does not demonstrate consent. The definition of consent does not vary based upon an individual's sex, sexual orientation, gender identity, or gender expression. Although consent need not be verbal, verbal communication is often the most reliable means of ensuring consent to sexual activity. Consent to any one or prior sexual act does not constitute consent to any other or future sexual act. Consent to sexual activity may be withdrawn at any time, in which case the activity must cease immediately. Consent cannot be obtained by physical force, threats, or intimidation. Consent is required regardless of whether the person initiating the act is under the influence of drugs and/or alcohol. Consent cannot be given when a person is incapacitated, which occurs when an individual lacks the ability to knowingly choose to participate in sexual activity. Incapacitation may be caused by a lack of consciousness or being asleep, being involuntarily restrained, or can exist if an individual's ability to make decisions is otherwise compromised. Depending on the degree of intoxication, someone who is under the influence of alcohol, drugs, or other intoxicants may be incapacitated and therefore unable to consent. Consent cannot be given by a person who is under the legal age of consent. In addition, consent cannot be given by an individual with a mental, intellectual, physical or other disability that renders them incapable of giving consent. Please use the following scale to indicate how aware you were of the definition of affirmative consent prior to reading it (above):

Count	Percent		
3	2.21%	<input type="checkbox"/>	Not at all aware
15	11.03%	<input checked="" type="checkbox"/>	Slightly aware
23	16.91%	<input checked="" type="checkbox"/>	Somewhat aware
36	26.47%	<input checked="" type="checkbox"/>	Very aware
59	43.38%	<input checked="" type="checkbox"/>	Extremely aware
136 Respondents			

Q30. Stalking is generally a pattern of repeated and unwanted attention, harassment, communications, contact or any other course of conduct directed at a specific person that would cause a reasonable person to become alarmed or be in fear of harm or injury. Has anyone done the following to you since September 19, 2016: I have been stalked by someone.

Count	Percent		
107	79.26%	<input checked="" type="checkbox"/>	No
9	6.67%	<input checked="" type="checkbox"/>	Yes - once
4	2.96%	<input checked="" type="checkbox"/>	Yes - more than once
15	11.11%	<input checked="" type="checkbox"/>	Not sure
135 Respondents			

Q31. Did you report it? (Check all that apply)

Count	Respondent %	Response %	
0	0.00%	0.00%	<input type="checkbox"/> Yes, to the local police department

0	0.00%	0.00%	<input type="checkbox"/>	Yes, to Public Safety & Security
2	15.38%	12.50%	<input type="checkbox"/>	Yes, to Student Development and Campus Life
0	0.00%	0.00%	<input type="checkbox"/>	Yes, to the Title IX Coordinator
0	0.00%	0.00%	<input type="checkbox"/>	Yes, to Counseling & Disability Services
1	7.69%	6.25%	<input type="checkbox"/>	Yes, to the School Deans
1	7.69%	6.25%	<input type="checkbox"/>	Yes, to the Academic Advisor
0	0.00%	0.00%	<input type="checkbox"/>	Yes, to the Department Chairs
2	15.38%	12.50%	<input type="checkbox"/>	Yes, to a Faculty Member
0	0.00%	0.00%	<input type="checkbox"/>	Yes, to an Athletic Coach
0	0.00%	0.00%	<input type="checkbox"/>	Other (please specify)
Count	Percent			
2	15.38%	12.50%	<input type="checkbox"/>	No, I don't know where to go to report an incident
8	61.54%	50.00%	<input type="checkbox"/>	No, I did not report it
13 Respondents				
16 Responses				

Q32. Why did you not report it?

Count	Percent		
1	11.11%	<input type="checkbox"/>	I did not want to report it to the local police.
0	0.00%	<input type="checkbox"/>	I don't trust the College to be supportive of the victim.
2	22.22%	<input type="checkbox"/>	I would be concerned about retaliation from the person who did it.
0	0.00%	<input type="checkbox"/>	I would be too embarrassed to speak to anyone on campus.
1	11.11%	<input type="checkbox"/>	I wouldn't want to get someone else in trouble.
0	0.00%	<input type="checkbox"/>	I don't think anyone on campus would be able to help.
4	44.44%	<input type="checkbox"/>	It would be a private matter & I'd want to deal with it on my own.
1	11.11%	<input type="checkbox"/>	I don't think anyone would believe me.
0	0.00%	<input type="checkbox"/>	I wouldn't know whom to contact.
0	0.00%	<input type="checkbox"/>	Other (please specify):
Count	Percent		
9 Respondents			

Q33. Has anyone done the following to you since September 19, 2016: Made sexist remarks or jokes that were offensive. (Check all that apply)

Count	Respondent %	Response %	
7	5.19%	5.04%	<input type="checkbox"/> Yes, in a class, lab or work setting on campus
6	4.44%	4.32%	<input type="checkbox"/> Yes, in a social setting on campus
3	2.22%	2.16%	<input type="checkbox"/> Yes, in other settings on campus
123	91.11%	88.49%	<input type="checkbox"/> I have not experienced this at Berkeley College this year
135 Respondents			
139 Responses			

Q34. Did you report it? (Check all that apply)

Count	Respondent %	Response %	
0	0.00%	0.00%	<input type="checkbox"/> Yes, to the local police department
0	0.00%	0.00%	<input type="checkbox"/> Yes, to Public Safety & Security
1	8.33%	7.69%	<input type="checkbox"/> Yes, to Student Development and Campus Life
0	0.00%	0.00%	<input type="checkbox"/> Yes, to the Title IX Coordinator

1	8.33%	7.69%	<input type="checkbox"/>	Yes, to Counseling & Disability Services															
1	8.33%	7.69%	<input type="checkbox"/>	Yes, to the School Deans															
0	0.00%	0.00%	<input type="checkbox"/>	Yes, to the Academic Advisor															
0	0.00%	0.00%	<input type="checkbox"/>	Yes, to the Department Chairs															
1	8.33%	7.69%	<input type="checkbox"/>	Yes, to a Faculty Member															
0	0.00%	0.00%	<input type="checkbox"/>	Yes, to an Athletic Coach															
2	16.67%	15.38%	<input checked="" type="checkbox"/>	Other (please specify)															
<table border="1"> <thead> <tr> <th>Count</th> <th>Percent</th> <th></th> <th></th> <th></th> </tr> </thead> <tbody> <tr> <td>1</td> <td>50.00%</td> <td><input checked="" type="checkbox"/></td> <td><input type="checkbox"/></td> <td>Nope. I can handle myself especially because it was only verbal.</td> </tr> <tr> <td>1</td> <td>50.00%</td> <td><input checked="" type="checkbox"/></td> <td><input type="checkbox"/></td> <td>Should be the responsibility of the professor that witnessed this in their class</td> </tr> </tbody> </table>					Count	Percent				1	50.00%	<input checked="" type="checkbox"/>	<input type="checkbox"/>	Nope. I can handle myself especially because it was only verbal.	1	50.00%	<input checked="" type="checkbox"/>	<input type="checkbox"/>	Should be the responsibility of the professor that witnessed this in their class
Count	Percent																		
1	50.00%	<input checked="" type="checkbox"/>	<input type="checkbox"/>	Nope. I can handle myself especially because it was only verbal.															
1	50.00%	<input checked="" type="checkbox"/>	<input type="checkbox"/>	Should be the responsibility of the professor that witnessed this in their class															
1	8.33%	7.69%	<input type="checkbox"/>	No, I don't know where to go to report an incident															
6	50.00%	46.15%	<input checked="" type="checkbox"/>	No, I would not report an incident of someone having made sexist remarks or jokes															
12 Respondents																			
13 Responses																			

Q35. Why did you not report it?

Count	Percent													
0	0.00%	<input type="checkbox"/>	<input type="checkbox"/>	I did not want to report it to the local police.										
2	28.57%	<input checked="" type="checkbox"/>	<input type="checkbox"/>	I don't trust the College to be supportive of the victim.										
1	14.29%	<input checked="" type="checkbox"/>	<input type="checkbox"/>	I would be concerned about retaliation from the person who did it.										
0	0.00%	<input type="checkbox"/>	<input type="checkbox"/>	I would be too embarrassed to speak to anyone on campus.										
1	14.29%	<input checked="" type="checkbox"/>	<input type="checkbox"/>	I wouldn't want to get someone else in trouble.										
0	0.00%	<input type="checkbox"/>	<input type="checkbox"/>	I don't think anyone on campus would be able to help.										
2	28.57%	<input checked="" type="checkbox"/>	<input type="checkbox"/>	It would be a private matter & I'd want to deal with it on my own.										
0	0.00%	<input type="checkbox"/>	<input type="checkbox"/>	I don't think anyone would believe me.										
0	0.00%	<input type="checkbox"/>	<input type="checkbox"/>	I wouldn't know whom to contact.										
1	14.29%	<input checked="" type="checkbox"/>	<input type="checkbox"/>	Other (please specify)										
<table border="1"> <thead> <tr> <th>Count</th> <th>Percent</th> <th></th> <th></th> <th></th> </tr> </thead> <tbody> <tr> <td>1</td> <td>100.00%</td> <td><input checked="" type="checkbox"/></td> <td><input type="checkbox"/></td> <td>I didn't think it was that big of an issue. It happens all the time.</td> </tr> </tbody> </table>					Count	Percent				1	100.00%	<input checked="" type="checkbox"/>	<input type="checkbox"/>	I didn't think it was that big of an issue. It happens all the time.
Count	Percent													
1	100.00%	<input checked="" type="checkbox"/>	<input type="checkbox"/>	I didn't think it was that big of an issue. It happens all the time.										
7 Respondents														

Q36. Sexual exploitation, which is a form of discrimination on the basis of sex, means taking sexual advantage of another person, and includes, without limitation: recording, photographing, and/or transmitting images of private sexual activity and/or the intimate parts of another person via web cam, camera, cell phone, internet, etc., without the knowledge and consent of all persons; allowing third persons to observe private sexual acts or nudity without the knowledge and consent of all persons involved. Have you experienced sexual exploitation since September 19, 2016?

Count	Percent			
122	91.04%	<input checked="" type="checkbox"/>	<input type="checkbox"/>	No
3	2.24%	<input checked="" type="checkbox"/>	<input type="checkbox"/>	Yes, once
0	0.00%	<input type="checkbox"/>	<input type="checkbox"/>	Yes, more than once
9	6.72%	<input checked="" type="checkbox"/>	<input type="checkbox"/>	Not sure
134 Respondents				

Q37. Did you report it? (Check all that apply)

Count	Respondent %	Response %		
0	0.00%	0.00%	<input type="checkbox"/>	Yes, to the local police department
0	0.00%	0.00%	<input type="checkbox"/>	Yes, to Public Safety & Security

1	33.33%	25.00%		Yes, to Student Development and Campus Life															
0	0.00%	0.00%		Yes, to the Title IX Coordinator															
0	0.00%	0.00%		Yes, to Counseling & Disability Services															
1	33.33%	25.00%		Yes, to the School Deans															
0	0.00%	0.00%		Yes, to the Academic Advisor															
0	0.00%	0.00%		Yes, to the Department Chairs															
0	0.00%	0.00%		Yes, to a Faculty Member															
0	0.00%	0.00%		Yes, to an Athletic Coach															
0	0.00%	0.00%		Other (please specify)															
<table border="1"> <thead> <tr> <th>Count</th> <th>Percent</th> <th></th> <th></th> <th></th> </tr> </thead> <tbody> <tr> <td>1</td> <td>33.33%</td> <td>25.00%</td> <td></td> <td>No, I don't know where to go to sexual exploitation</td> </tr> <tr> <td>1</td> <td>33.33%</td> <td>25.00%</td> <td></td> <td>No, I did not report it</td> </tr> </tbody> </table>					Count	Percent				1	33.33%	25.00%		No, I don't know where to go to sexual exploitation	1	33.33%	25.00%		No, I did not report it
Count	Percent																		
1	33.33%	25.00%		No, I don't know where to go to sexual exploitation															
1	33.33%	25.00%		No, I did not report it															
3 Respondents																			
4 Responses																			

Q38. Why did you not report it?														
Count	Percent													
1	50.00%			I did not want to report it to the local police.										
0	0.00%			I don't trust the College to be supportive of the victim.										
0	0.00%			I would be concerned about retaliation from the person who did it.										
0	0.00%			I would be too embarrassed to speak to anyone on campus.										
0	0.00%			I wouldn't want to get someone else in trouble.										
0	0.00%			I don't think anyone on campus would be able to help.										
0	0.00%			It would be a private matter & I'd want to deal with it on my own.										
0	0.00%			I don't think anyone would believe me.										
0	0.00%			I wouldn't know whom to contact.										
1	50.00%			Other (please specify)										
<table border="1"> <thead> <tr> <th>Count</th> <th>Percent</th> <th></th> <th></th> <th></th> </tr> </thead> <tbody> <tr> <td>1</td> <td>100.00%</td> <td></td> <td></td> <td>Never happened</td> </tr> </tbody> </table>					Count	Percent				1	100.00%			Never happened
Count	Percent													
1	100.00%			Never happened										
2 Respondents														

Q39. Where did this occur? (Check all that apply)				
Count	Percent			
0	0.00%			In a class, lab or work setting on campus
1	25.00%			In a social setting on campus
0	0.00%			In other settings on campus
3	75.00%			Off campus
0	0.00%			I prefer not to answer
4 Respondents				

Q40. Did you report it?				
Count	Percent			
0	0.00%			Yes, to the local police department
0	0.00%			Yes, to Public Safety & Security
0	0.00%			Yes, to Student Development and Campus Life

0	0.00%	<input type="checkbox"/>	Yes, to the Title IX Coordinator
0	0.00%	<input type="checkbox"/>	Yes, to Counseling & Disability Services
0	0.00%	<input type="checkbox"/>	Yes, to the School Deans
0	0.00%	<input type="checkbox"/>	Yes, to the Academic Advisor
0	0.00%	<input type="checkbox"/>	Yes, to the Department Chairs
0	0.00%	<input type="checkbox"/>	Yes, to a Faculty Member
0	0.00%	<input type="checkbox"/>	Yes, to an Athletic Coach
0	0.00%	<input type="checkbox"/>	Other (please specify):
Count	Percent		
0	0.00%	<input type="checkbox"/>	No, I don't know where to go to report an incident
4	100.00%	<input checked="" type="checkbox"/>	No, I did not report it
4 Respondents			

Q41. Why did you not report it?

Count	Percent		
0	0.00%	<input type="checkbox"/>	I did not want to report it to the local police.
0	0.00%	<input type="checkbox"/>	I don't trust the College to be supportive of the victim.
0	0.00%	<input type="checkbox"/>	I would be concerned about retaliation from the person who did it.
1	25.00%	<input checked="" type="checkbox"/>	I would be too embarrassed to speak to anyone on campus.
0	0.00%	<input type="checkbox"/>	I wouldn't want to get someone else in trouble.
0	0.00%	<input type="checkbox"/>	I don't think anyone on campus would be able to help.
3	75.00%	<input checked="" type="checkbox"/>	It would be a private matter & I'd want to deal with it on my own.
0	0.00%	<input type="checkbox"/>	I don't think anyone would believe me.
0	0.00%	<input type="checkbox"/>	I wouldn't know whom to contact.
0	0.00%	<input type="checkbox"/>	Other (please specify):
Count	Percent		
4 Respondents			

Q42. Intimate partner violence, which is also referred to as dating violence, domestic violence and relationship violence, includes any act of violence or threatened violence against an individual by a person who is, or has been, involved in a sexual, dating, domestic or other intimate relationship with that individual. Intimate partner violence can encompass a broad range of behavior, including but not limited to physical violence, sexual violence, emotional violence, and economic abuse. It may take the form of threats, assault, property damage, and violence or threat of violence to one's self, one's sexual or romantic partner, or to the family members or friends of the sexual or romantic partner. The offending act need not be sexual in nature to be considered "intimate partner violence" if it occurs within or in connection with a past or present sexual or romantic relationship. Have you experienced intimate partner/dating violence since September 19, 2016?

Count	Percent		
128	96.24%	<input checked="" type="checkbox"/>	No
0	0.00%	<input type="checkbox"/>	Yes - once
0	0.00%	<input type="checkbox"/>	Yes - more than once
5	3.76%	<input checked="" type="checkbox"/>	Not sure
133 Respondents			

Q43. Where did this occur? (Check all that apply)

Count	Percent		
0	0.00%	<input type="text"/>	On campus
0	0.00%	<input type="text"/>	House or apartment near campus
0	0.00%	<input type="text"/>	Near my permanent residence (back home)
0	0.00%	<input type="text"/>	Other location (i.e., nightclub, while on vacation)
0	0.00%	<input type="text"/>	I prefer not to answer
0	Respondents		





Q44. Did you report it?

Count	Percent														
0	0.00%	<input type="text"/>	Yes, to the local police department												
0	0.00%	<input type="text"/>	Yes, to Public Safety & Security												
0	0.00%	<input type="text"/>	Yes, to Student Development and Campus Life												
0	0.00%	<input type="text"/>	Yes, to the Title IX Coordinator												
0	0.00%	<input type="text"/>	Yes, to Counseling & Disability Services												
0	0.00%	<input type="text"/>	Yes, to the School Deans												
0	0.00%	<input type="text"/>	Yes, to the Academic Advisor												
0	0.00%	<input type="text"/>	Yes, to the Department Chairs												
0	0.00%	<input type="text"/>	Yes, to a Faculty Member												
0	0.00%	<input type="text"/>	Yes, to an Athletic Coach												
0	0.00%	<input type="text"/>	Other (please specify)												
<table border="1"> <thead> <tr> <th>Count</th> <th>Percent</th> <th></th> <th></th> </tr> </thead> <tbody> <tr> <td>0</td> <td>0.00%</td> <td><input type="text"/></td> <td>No, I don't know where to go to report an incident</td> </tr> <tr> <td>0</td> <td>0.00%</td> <td><input type="text"/></td> <td>No, I did not report it</td> </tr> </tbody> </table>				Count	Percent			0	0.00%	<input type="text"/>	No, I don't know where to go to report an incident	0	0.00%	<input type="text"/>	No, I did not report it
Count	Percent														
0	0.00%	<input type="text"/>	No, I don't know where to go to report an incident												
0	0.00%	<input type="text"/>	No, I did not report it												
0	Respondents														





Q45. Why did you not report it?

Count	Percent										
0	0.00%	<input type="text"/>	I did not want to report it to the local police.								
0	0.00%	<input type="text"/>	I don't trust the College to be supportive of the victim.								
0	0.00%	<input type="text"/>	I would be concerned about retaliation from the person who did it.								
0	0.00%	<input type="text"/>	I would be too embarrassed to speak to anyone on campus.								
0	0.00%	<input type="text"/>	I wouldn't want to get someone else in trouble.								
0	0.00%	<input type="text"/>	I don't think anyone on campus would be able to help.								
0	0.00%	<input type="text"/>	It would be a private matter & I'd want to deal with it on my own.								
0	0.00%	<input type="text"/>	I don't think anyone would believe me.								
0	0.00%	<input type="text"/>	I wouldn't know whom to contact.								
0	0.00%	<input type="text"/>	Other (please specify)								
<table border="1"> <thead> <tr> <th>Count</th> <th>Percent</th> <th></th> <th></th> </tr> </thead> <tbody> <tr> <td>0</td> <td colspan="3">Respondents</td> </tr> </tbody> </table>				Count	Percent			0	Respondents		
Count	Percent										
0	Respondents										


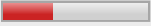

Q46. Please indicate the extent to which you agree or disagree with the following statements about the Berkeley College community - I feel like a member of the Berkeley College community.

Count	Percent		
60	45.45%		Strongly agree
59	44.70%		Agree
11	8.33%		Disagree
2	1.52%		Strongly disagree
132	Respondents		


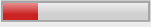

Q47. Please indicate the extent to which you agree or disagree with the following statements about the Berkeley College community - I can have an influence on other people in the Berkeley College community.

Count	Percent		
37	28.68%		Strongly agree
62	48.06%		Agree
25	19.38%		Disagree
5	3.88%		Strongly disagree
129	Respondents		


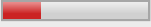


Q48. How likely are you to do the following? - Express your discomfort if someone makes a sexual joke about a person's body or makes inappropriate sexual comments

Count	Percent		
67	50.00%		Very likely
46	34.33%		Likely
17	12.69%		Unlikely
4	2.99%		Very unlikely
134	Respondents		

Q49. How likely are you to do the following? - Try to prevent someone who is obviously intoxicated from being alone with someone who may take advantage of the situation

Count	Percent		
88	67.18%		Very likely
32	24.43%		Likely
9	6.87%		Unlikely
2	1.53%		Very unlikely
131	Respondents		


Q50. How likely are you to do the following? - Report someone who committed a sexual assault

Count	Percent		
88	66.67%		Very likely
35	26.52%		Likely
6	4.55%		Unlikely
3	2.27%		Very unlikely
132	Respondents		

Q51. Have you received or seen information concerning any of the above issues related to Title IX, VAWA, and/or sexual violence prevention/education while at Berkeley College? - Are you aware of the role of the Title IX Coordinator at Berkeley College?

Count	Percent		
45	33.83%		Yes
60	45.11%		No
28	21.05%		Unsure/Maybe
133	Respondents		

Q52. Have you received or seen information concerning any of the above issues related to Title IX, VAWA, and/or sexual violence prevention/education while at Berkeley College? - Do you know how to contact the Title IX Coordinator at Berkeley College?

Count	Percent		
38	29.23%		Yes
68	52.31%		No
24	18.46%		Unsure/Maybe
130	Respondents		

Q53. Have you received or seen information concerning any of the above issues related to Title IX, VAWA, and/or sexual violence prevention/education while at Berkeley College? - Are you aware of the role of the Deputy Title IX Coordinators at Berkeley College?

Count	Percent		
39	30.23%		Yes
67	51.94%		No
23	17.83%		Unsure/Maybe
129	Respondents		

Q54. Have you received or seen information concerning any of the above issues related to Title IX, VAWA, and/or sexual violence prevention/education while at Berkeley College? - Do you know how to contact the Deputy Title IX Coordinators are for Berkeley College?

Count	Percent		
35	26.92%		Yes
68	52.31%		No
27	20.77%		Unsure/Maybe
130	Respondents		