

# Berkeley College Title IX Campus Climate Survey 2019

Description: Sent to all students

Date Created: 1/8/2019 1:12:38 PM

Date Range: 2/19/2019 12:00:00 AM - 3/5/2019 11:59:00 PM

Total Respondents: 291

## Q1. What is your gender identity?

Count	Percent		
61	20.96%		Male
229	78.69%		Female
0	0.00%		Transgender Male
0	0.00%		Transgender Female
1	0.34%		Non-Binary
291	Respondents		

## Q2. Since September 19, 2016, have you mainly attended classes during the:

Count	Percent		
149	52.65%		Day (on campus)
87	30.74%		Evening (on campus)
47	16.61%		I have only taken online classes during this period.
283	Respondents		

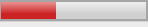



## Q3. What is your home campus?

Count	Percent		
27	9.28%		Brooklyn
23	7.90%		Newark
90	30.93%		New York City
29	9.97%		Online
19	6.53%		Paramus
17	5.84%		White Plains
12	4.12%		Woodbridge
74	25.43%		Woodland Park
291	Respondents		





## Q4. Please indicate the extent to which you agree or disagree with the following statements: - College officials handle emergency situations in a fair and responsible manner.

Count	Percent		
100	37.74%		Strongly agree
149	56.23%		Agree
11	4.15%		Disagree
5	1.89%		Strongly disagree
265	Respondents		





Q5. Please indicate the extent to which you agree or disagree with the following statements: - Berkeley College does enough to protect the safety of students.

Count	Percent		
102	38.35%		Strongly agree
130	48.87%		Agree
27	10.15%		Disagree
7	2.63%		Strongly disagree
266	Respondents		





Q6. Please indicate the extent to which you agree or disagree with the following statements: - There is a good support system at Berkeley College for students going through difficult times.

Count	Percent		
118	44.19%		Strongly agree
109	40.82%		Agree
27	10.11%		Disagree
13	4.87%		Strongly disagree
267	Respondents		

Q7. The following statements describe how the College might handle a report of an incident of sexual assault. "Sexual Assault" refers to a range of behaviors that are unwanted by the recipient and can include use of force or threats of force to get someone to engage in a sexual behavior, as well as unwanted touching and unwanted oral, vaginal or anal penetration or attempted penetration. These behaviors could be initiated by someone known or unknown to the recipient, including someone they are in a relationship with. Use the scale provided to indicate how likely each scenario is: - The College would maintain the privacy (only share the information with those with a need to know) of the person making the report.

Count	Percent		
137	57.56%		Very likely
83	34.87%		Likely
11	4.62%		Unlikely
7	2.94%		Very unlikely
238	Respondents		

Q8. The following statements describe how the College might handle a report of an incident of sexual assault. "Sexual Assault" refers to a range of behaviors that are unwanted by the recipient and can include use of force or threats of force to get someone to engage in a sexual behavior, as well as unwanted touching and unwanted oral, vaginal or anal penetration or attempted penetration. These behaviors could be initiated by someone known or unknown to the recipient, including someone they are in a relationship with. Use the scale provided to indicate how likely each scenario is: - The College would take steps to protect the safety of the person making the report.

Count	Percent		
125	52.97%		Very likely
92	38.98%		Likely
14	5.93%		Unlikely
5	2.12%		Very unlikely
236	Respondents		

Q9. The following statements describe how the College might handle a report of an incident of sexual assault. "Sexual Assault" refers to a range of behaviors that are unwanted by the recipient and can include use of force or threats of force to get someone to engage in a sexual behavior, as well as unwanted touching and unwanted oral, vaginal or anal penetration or attempted penetration. These behaviors could be initiated by someone known or unknown to the recipient, including someone they are in a relationship with. Use the scale provided to indicate how likely each scenario is: - The College would protect the safety of the people involved while the investigation is pending.

Count	Percent		
117	50.21%		Very likely
96	41.20%		Likely
14	6.01%		Unlikely
6	2.58%		Very unlikely
233	Respondents		

Q10. The following statements describe how the College might handle a report of an incident of sexual assault. "Sexual Assault" refers to a range of behaviors that are unwanted by the recipient and can include use of force or threats of force to get someone to engage in a sexual behavior, as well as unwanted touching and unwanted oral, vaginal or anal penetration or attempted penetration. These behaviors could be initiated by someone known or unknown to the recipient, including someone they are in a relationship with. Use the scale provided to indicate how likely each scenario is: - The College would take action to address factors that may have led to the sexual assault.

Count	Percent		
130	55.56%		Very likely
88	37.61%		Likely
10	4.27%		Unlikely
6	2.56%		Very unlikely
234	Respondents		

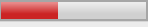





Q11. Sexual misconduct includes a broad range of behaviors that are unwanted by the recipient and which include sexual harassment, intimate partner violence, dating violence, domestic violence, stalking, sexual exploitation, and any other conduct of a sexual nature that is non-consensual, or has the purpose or effect of threatening, intimidating, or coercing a person. Please indicate your level of agreement with the following statement: Sexual misconduct is not a serious problem at Berkeley College.

Count	Percent		
76	33.33%		Strongly agree
87	38.16%		Agree
23	10.09%		Disagree
42	18.42%		Strongly disagree
228	Respondents		



















Q12. Please indicate the extent to which you agree or disagree with the following statements about the Berkeley College community: - If a friend or I were a victim of sexual misconduct, I would know where to go on campus to report it.

Count	Percent		
81	36.65%		Strongly agree
73	33.03%		Agree
32	14.48%		Disagree
11	4.98%		Strongly disagree
16	7.24%		I would not seek help on campus
8	3.62%		I do not feel comfortable answering this question
221	Respondents		

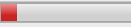





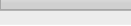










Q13. Please indicate the extent to which you agree or disagree with the following statements about the Berkeley College community: - If a friend or I were a victim of sexual misconduct, I would know where to go on campus for help.






Count	Percent		
86	39.45%		Strongly agree
70	32.11%		Agree
33	15.14%		Disagree
10	4.59%		Strongly disagree
12	5.50%		I would not seek help on campus
7	3.21%		I do not feel comfortable answering this question
218	Respondents		

Q14. Why wouldn't you seek help on campus? (Check all that apply)













Count	Respondent %	Response %																	
5	33.33%	13.16%	 I don't trust the College to be supportive of the victim.																
4	26.67%	10.53%	 I would be concerned about retaliation from the person who did it.																
5	33.33%	13.16%	 I would be too embarrassed to speak to anyone on campus.																
0	0.00%	0.00%	 I wouldn't want to get someone else in trouble.																
7	46.67%	18.42%	 I don't think anyone on campus would be able to help.																
4	26.67%	10.53%	 It would be a private matter & I'd want to deal with it on my own.																
2	13.33%	5.26%	 I don't think anyone would believe me.																
8	53.33%	21.05%	 I wouldn't know whom to contact.																
3	20.00%	7.89%	 Other (please specify)																
<table border="1"> <thead> <tr> <th>Count</th> <th>Percent</th> <th></th> <th></th> </tr> </thead> <tbody> <tr> <td>1</td> <td>33.33%</td> <td></td> <td>I am an online military veteran student. I would go to the VA</td> </tr> <tr> <td>1</td> <td>33.33%</td> <td></td> <td>I has never been in that situation, so it is difficult for me to answer some of those questions</td> </tr> <tr> <td>1</td> <td>33.33%</td> <td></td> <td>Some professors are a joke, other staff are it genuine with wanting to do more than they are minimally required to do.</td> </tr> </tbody> </table>				Count	Percent			1	33.33%		I am an online military veteran student. I would go to the VA	1	33.33%		I has never been in that situation, so it is difficult for me to answer some of those questions	1	33.33%		Some professors are a joke, other staff are it genuine with wanting to do more than they are minimally required to do.
Count	Percent																		
1	33.33%		I am an online military veteran student. I would go to the VA																
1	33.33%		I has never been in that situation, so it is difficult for me to answer some of those questions																
1	33.33%		Some professors are a joke, other staff are it genuine with wanting to do more than they are minimally required to do.																
15	Respondents																		
38	Responses																		

Q15. Where would you go to report an incident of sexual misconduct? (Check all that apply)

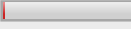





Count	Respondent %	Response %													
143	67.77%	20.63%	 Local Police Department												
114	54.03%	16.45%	 Public Safety and Security												
74	35.07%	10.68%	 Student Development and Campus Life												
36	17.06%	5.19%	 Title IX Coordinator												
92	43.60%	13.28%	 Counseling and Disability Service												
63	29.86%	9.09%	 School Deans												
22	10.43%	3.17%	 Department Chairs												
51	24.17%	7.36%	 Academic Advisor												
52	24.64%	7.50%	 Faculty Member												
9	4.27%	1.30%	 Athletic Coach												
5	2.37%	0.72%	 Other (please specify)												
<table border="1"> <thead> <tr> <th>Count</th> <th>Percent</th> <th></th> <th></th> </tr> </thead> <tbody> <tr> <td>1</td> <td>20.00%</td> <td></td> <td>All of these resources</td> </tr> <tr> <td>1</td> <td>20.00%</td> <td></td> <td>Campus operation operator</td> </tr> </tbody> </table>				Count	Percent			1	20.00%		All of these resources	1	20.00%		Campus operation operator
Count	Percent														
1	20.00%		All of these resources												
1	20.00%		Campus operation operator												



1	20.00%		State, lawyer.
1	20.00%		Talk to family about the situation so they can be aware of what's happening.
1	20.00%		Veterans Affairs
29	13.74%	4.18%	 I don't know where to go to report an incident.
3	1.42%	0.43%	 I would not report an incident of sexual misconduct.
211 Respondents			
693 Responses			

Q16. Where would you go to find resources to help yourself or a friend who had experienced sexual misconduct? (Check all that apply)





Count	Respondent %	Response %	
97	45.75%	14.22%	 Local Rape Crisis Center
112	52.83%	16.42%	 Local Police Department
88	41.51%	12.90%	 Public Safety and Security
76	35.85%	11.14%	 Student Development and Campus Life
33	15.57%	4.84%	 Title IX Coordinator
107	50.47%	15.69%	 Counseling and Disability Service
37	17.45%	5.43%	 School Deans
13	6.13%	1.91%	 Department Chairs
34	16.04%	4.99%	 Academic Advisor
32	15.09%	4.69%	 Faculty Member
6	2.83%	0.88%	 Athletic Coach
9	4.25%	1.32%	 Other

Count	Percent	
1	11.11%	 All of these resources
1	11.11%	 Counselor
1	11.11%	 Google
1	11.11%	 Hospital
1	11.11%	 Security or other students
1	11.11%	 VA

33	15.57%	4.84%	 I don't know where to find help.
5	2.36%	0.73%	 I would not seek help.
212 Respondents			
682 Responses			

Q17. Please rate your level of agreement with the following statement: I am aware that the College's policy and procedures (including definitions, standards of proof, and penalties) regarding sexual misconduct differ from the definitions, standards of proof, and penalties under state criminal laws.

Count	Percent	
76	36.36%	 Strongly agree
99	47.37%	 Agree
27	12.92%	 Disagree
7	3.35%	 Strongly disagree
209 Respondents		

Q18. Since September 19, 2016, have you received or seen any information (i.e., have you attended a program, read a poster, received e-mail) at Berkeley College about the following? (Check all that apply)

Count	Respondent %	Response %		
100	52.08%	21.46%		Understanding the definition of sexual misconduct
82	42.71%	17.60%		How to report an incident of sexual misconduct
68	35.42%	14.59%		How to access resources for victims of sexual misconduct
55	28.65%	11.80%		Risk Reduction Strategies (i.e., asking for consent, responsible alcohol use)
48	25.00%	10.30%		Bystander Intervention (i.e., how to step in to help someone else)
49	25.52%	10.52%		Online or in-person training on awareness/prevention of sexual harassment, stalking, or dating violence
64	33.33%	13.73%		None of the above
192	Respondents			
466	Responses			

Q19. Do you know how to find the college equal opportunity policy and equal opportunity complaint procedures which include provisions relations to sexual violence on the Berkeley website?

Count	Percent		
82	43.16%		Yes
39	20.53%		No
69	36.32%		Unsure / Maybe
190	Respondents		

Q20. Are you aware of the brochure the covers college equal opportunity policy and equal opportunity complaint procedures which include provisions related to sexual misconduct?

Count	Percent		
120	62.50%		Yes
72	37.50%		No
192	Respondents		

Q21. What are the best three (3) ways for the College to communicate to students about sexual misconduct prevention and response? (Please choose 3)

Count	Respondent %	Response %																		
137	71.73%	26.00%		New Student Orientation (Beginning of every quarter/semester)																
69	36.13%	13.09%		Large campus presentations/speakers																
59	30.89%	11.20%		Online education/training																
55	28.80%	10.44%		Small workshops																
38	19.90%	7.21%		Social media																
62	32.46%	11.76%		Posters/flyers																
28	14.66%	5.31%		Websites																
74	38.74%	14.04%		E-mail																
5	2.62%	0.95%		Other (please specify)																
<table border="1"> <thead> <tr> <th>Count</th> <th>Percent</th> <th></th> <th></th> </tr> </thead> <tbody> <tr> <td>1</td> <td>20.00%</td> <td></td> <td>Have speakers go to classes and talk about it during the semester.</td> </tr> <tr> <td>1</td> <td>20.00%</td> <td></td> <td>Monthly feedback on campus sexual environment health</td> </tr> <tr> <td>1</td> <td>20.00%</td> <td></td> <td>professors</td> </tr> </tbody> </table>					Count	Percent			1	20.00%		Have speakers go to classes and talk about it during the semester.	1	20.00%		Monthly feedback on campus sexual environment health	1	20.00%		professors
Count	Percent																			
1	20.00%		Have speakers go to classes and talk about it during the semester.																	
1	20.00%		Monthly feedback on campus sexual environment health																	
1	20.00%		professors																	
191	Respondents																			
527	Responses																			

Q22. Please indicate your level of agreement with the following statements: - I have confidence that the College addresses reports of sexual misconduct fairly.

Count	Percent		
80	44.94%		Strongly agree
82	46.07%		Agree
15	8.43%		Disagree
1	0.56%		Strongly disagree
178 Respondents			

Q23. Please indicate your level of agreement with the following statements: - If someone were to report sexual misconduct to a campus administrator, the College would provide support to the person making the report.

Count	Percent		
96	53.93%		Strongly agree
75	42.13%		Agree
6	3.37%		Disagree
1	0.56%		Strongly disagree
178 Respondents			

Q24. Please indicate your level of agreement with the following statements: - If someone were to report an incident of sexual misconduct, the accused or their friends would retaliate against the person making the report.

Count	Percent		
50	28.57%		Strongly agree
71	40.57%		Agree
41	23.43%		Disagree
13	7.43%		Strongly disagree
175 Respondents			

Q25. We would now like to ask you about your experiences at Berkeley College. The next set of questions will ask about incidents of sexual misconduct. Sexual misconduct includes a broad range of behaviors that are unwanted by the recipient and which include sexual harassment, intimate partner or dating violence, domestic violence, stalking, sexual exploitation, and any other conduct of a sexual nature that is nonconsensual, or has the purpose or effect of threatening, intimidating, or coercing a person. Again, all responses to these questions are anonymous. Please note some of these questions will describe specific sexual behavior. If you feel uncomfortable as a result of any of these questions, please reach out to a Berkeley College Counselor (<http://berkeleycollege.edu/10231.htm>). Since September 19, 2016, have you had any of the following experiences?

Count	Respondent %	Response %	
11	6.36%	5.73%	Someone verbally abusing you
2	1.16%	1.04%	Someone verbally pressuring you to do something sexual by threatening to end the relationship or to spread rumors about you
4	2.31%	2.08%	Someone criticizing you or getting angry with you for refusing sexual activity
5	2.89%	2.60%	Someone taking advantage of you sexually when you were drunk, high, asleep or "out of it"
6	3.47%	3.13%	Someone threatening to physically harm you by using physical force or with a weapon
8	4.62%	4.17%	Someone making you fear for your safety either in person or on social media
156	90.17%	81.25%	None of the above
173 Respondents			
192 Responses			

Q26. Where did this occur? (Check all that apply)

Count	Percent		
9	52.94%		On campus
1	5.88%		House or apartment near campus
2	11.76%		Near my permanent residence (back home)
1	5.88%		Other location (i.e., nightclub, while on vacation)
4	23.53%		I prefer not to answer
17 Respondents			

Q27. Did you report it? (Check all that apply)

Count	Respondent %	Response %									
3	17.65%	12.50%	Yes, to the local police department								
0	0.00%	0.00%	Yes, to Public Safety & Security								
4	23.53%	16.67%	Yes, to Student Development and Campus Life								
1	5.88%	4.17%	Yes, to the Title IX Coordinator								
5	29.41%	20.83%	Yes, to Counseling & Disability Services								
3	17.65%	12.50%	Yes, to the School Deans								
0	0.00%	0.00%	Yes, to the Department Chairs								
1	5.88%	4.17%	Yes, to the Academic Advisor								
0	0.00%	0.00%	Yes, to a Faculty Member								
0	0.00%	0.00%	Yes, to an Athletic Coach								
1	5.88%	4.17%	Other (please specify)								
<table border="1"> <thead> <tr> <th>Count</th> <th>Percent</th> <th></th> <th></th> </tr> </thead> <tbody> <tr> <td>1</td> <td>100.00%</td> <td></td> <td>family &amp; boyfriend</td> </tr> </tbody> </table>				Count	Percent			1	100.00%		family & boyfriend
Count	Percent										
1	100.00%		family & boyfriend								
0	0.00%	0.00%	No, I don't know where to go to report an incident.								
6	35.29%	25.00%	No, I did not report it.								
17 Respondents											
24 Responses											

Q28. Why did you not report it?

Count	Percent					
0	0.00%	I did not want to report it to the local police.				
0	0.00%	I don't trust the College to be supportive of the victim.				
0	0.00%	I would be concerned about retaliation from the person who did it.				
0	0.00%	I would be too embarrassed to speak to anyone on campus.				
0	0.00%	I wouldn't want to get someone else in trouble.				
0	0.00%	I don't think anyone on campus would be able to help.				
3	50.00%	It would be a private matter & I'd want to deal with it on my own.				
1	16.67%	I don't think anyone would believe me.				
1	16.67%	I wouldn't know whom to contact.				
1	16.67%	Other (please specify)				
<table border="1"> <thead> <tr> <th>Count</th> <th>Percent</th> </tr> </thead> <tbody> <tr> <td>6</td> <td>100.00%</td> </tr> </tbody> </table>			Count	Percent	6	100.00%
Count	Percent					
6	100.00%					
6 Respondents						



Q29. Consent to a sexual act requires a clear, affirmative, current, and mutual agreement to take or permit such action. Affirmative consent is a knowing, voluntary, and mutual decision among all participants to engage in sexual activity. Consent can be given by words or actions, as long as those words or actions create clear permission regarding willingness to engage in the sexual activity. Silence or lack of resistance, in and of itself, does not demonstrate consent. The definition of consent does not vary based upon an individual's sex, sexual orientation, gender identity, or gender expression. Although consent need not be verbal, verbal communication is often the most reliable means of ensuring consent to sexual activity. Consent to any one or prior sexual act does not constitute consent to any other or future sexual act. Consent to sexual activity may be withdrawn at any time, in which case the activity must cease immediately. Consent cannot be obtained by physical force, threats, or intimidation. Consent is required regardless of whether the person initiating the act is under the influence of drugs and/or alcohol. Consent cannot be given when a person is incapacitated, which occurs when an individual lacks the ability to knowingly choose to participate in sexual activity. Incapacitation may be caused by a lack of consciousness or being asleep, being involuntarily restrained, or can exist if an individual's ability to make decisions is otherwise compromised. Depending on the degree of intoxication, someone who is under the influence of alcohol, drugs, or other intoxicants may be incapacitated and therefore unable to consent. Consent cannot be given by a person who is under the legal age of consent. In addition, consent cannot be given by an individual with a mental, intellectual, physical or other disability that renders them incapable of giving consent. Please use the following scale to indicate how aware you were of the definition of affirmative consent prior to reading it (above):

Count	Percent		
10	5.99%		Not at all aware
12	7.19%		Slightly aware
27	16.17%		Somewhat aware
55	32.93%		Very aware
63	37.72%		Extremely aware
167	Respondents		

Q30. Stalking is generally a pattern of repeated and unwanted attention, harassment, communications, contact or any other course of conduct directed at a specific person that would cause a reasonable person to become alarmed or be in fear of harm or injury. Has anyone done the following to you since September 19, 2016: I have been stalked by someone.

Count	Percent		
139	82.25%		No
7	4.14%		Yes - once
5	2.96%		Yes - more than once
18	10.65%		Not sure
169	Respondents		

Q31. Did you report it? (Check all that apply)

Count	Respondent %	Response %									
3	25.00%	20.00%	Yes, to the local police department								
1	8.33%	6.67%	Yes, to Public Safety & Security								
1	8.33%	6.67%	Yes, to Student Development and Campus Life								
1	8.33%	6.67%	Yes, to the Title IX Coordinator								
1	8.33%	6.67%	Yes, to Counseling & Disability Services								
1	8.33%	6.67%	Yes, to the School Deans								
0	0.00%	0.00%	Yes, to the Academic Advisor								
0	0.00%	0.00%	Yes, to the Department Chairs								
1	8.33%	6.67%	Yes, to a Faculty Member								
0	0.00%	0.00%	Yes, to an Athletic Coach								
1	8.33%	6.67%	Other (please specify)								
<table border="1"> <thead> <tr> <th>Count</th> <th>Percent</th> <th></th> <th></th> </tr> </thead> <tbody> <tr> <td>1</td> <td>100.00%</td> <td></td> <td>Did not happen</td> </tr> </tbody> </table>				Count	Percent			1	100.00%		Did not happen
Count	Percent										
1	100.00%		Did not happen								
0	0.00%	0.00%	No, I don't know where to go to report an incident								
5	41.67%	33.33%	No, I did not report it								
12	Respondents										
15	Responses										

Q32. Why did you not report it?

Count	Percent						
0	0.00%	<input type="checkbox"/>	I did not want to report it to the local police.				
0	0.00%	<input type="checkbox"/>	I don't trust the College to be supportive of the victim.				
1	20.00%	<input checked="" type="checkbox"/>	I would be concerned about retaliation from the person who did it.				
0	0.00%	<input type="checkbox"/>	I would be too embarrassed to speak to anyone on campus.				
0	0.00%	<input type="checkbox"/>	I wouldn't want to get someone else in trouble.				
0	0.00%	<input type="checkbox"/>	I don't think anyone on campus would be able to help.				
2	40.00%	<input checked="" type="checkbox"/>	It would be a private matter & I'd want to deal with it on my own.				
2	40.00%	<input checked="" type="checkbox"/>	I don't think anyone would believe me.				
0	0.00%	<input type="checkbox"/>	I wouldn't know whom to contact.				
0	0.00%	<input type="checkbox"/>	Other (please specify):				
<table border="1"> <thead> <tr> <th>Count</th> <th>Percent</th> </tr> </thead> <tbody> <tr> <td>5</td> <td>Respondents</td> </tr> </tbody> </table>				Count	Percent	5	Respondents
Count	Percent						
5	Respondents						

Q33. Has anyone done the following to you since September 19, 2016: Made sexist remarks or jokes that were offensive. (Check all that apply)

Count	Respondent %	Response %	
8	4.79%	4.57%	<input checked="" type="checkbox"/> Yes, in a class, lab or work setting on campus
10	5.99%	5.71%	<input checked="" type="checkbox"/> Yes, in a social setting on campus
10	5.99%	5.71%	<input checked="" type="checkbox"/> Yes, in other settings on campus
147	88.02%	84.00%	<input checked="" type="checkbox"/> I have not experienced this at Berkeley College this year
167	Respondents		
175	Responses		

Q34. Did you report it? (Check all that apply)

Count	Respondent %	Response %													
0	0.00%	0.00%	<input type="checkbox"/> Yes, to the local police department												
0	0.00%	0.00%	<input type="checkbox"/> Yes, to Public Safety & Security												
0	0.00%	0.00%	<input type="checkbox"/> Yes, to Student Development and Campus Life												
1	5.00%	4.76%	<input checked="" type="checkbox"/> Yes, to the Title IX Coordinator												
0	0.00%	0.00%	<input type="checkbox"/> Yes, to Counseling & Disability Services												
1	5.00%	4.76%	<input checked="" type="checkbox"/> Yes, to the School Deans												
0	0.00%	0.00%	<input type="checkbox"/> Yes, to the Academic Advisor												
0	0.00%	0.00%	<input type="checkbox"/> Yes, to the Department Chairs												
2	10.00%	9.52%	<input checked="" type="checkbox"/> Yes, to a Faculty Member												
0	0.00%	0.00%	<input type="checkbox"/> Yes, to an Athletic Coach												
2	10.00%	9.52%	<input checked="" type="checkbox"/> Other (please specify)												
<table border="1"> <thead> <tr> <th>Count</th> <th>Percent</th> <th></th> <th></th> </tr> </thead> <tbody> <tr> <td>1</td> <td>50.00%</td> <td><input checked="" type="checkbox"/></td> <td>No</td> </tr> <tr> <td>1</td> <td>50.00%</td> <td><input checked="" type="checkbox"/></td> <td>this was not directly at me. It was people talking about they do to their girlfriends and make sexist remarks to their friends</td> </tr> </tbody> </table>				Count	Percent			1	50.00%	<input checked="" type="checkbox"/>	No	1	50.00%	<input checked="" type="checkbox"/>	this was not directly at me. It was people talking about they do to their girlfriends and make sexist remarks to their friends
Count	Percent														
1	50.00%	<input checked="" type="checkbox"/>	No												
1	50.00%	<input checked="" type="checkbox"/>	this was not directly at me. It was people talking about they do to their girlfriends and make sexist remarks to their friends												
3	15.00%	14.29%	<input checked="" type="checkbox"/> No, I don't know where to go to report an incident												
12	60.00%	57.14%	<input checked="" type="checkbox"/> No, I would not report an incident of someone having made sexist remarks or jokes												
20	Respondents														
21	Responses														

Q35. Why did you not report it?

Count	Percent		
0	0.00%	<input type="checkbox"/>	I did not want to report it to the local police.
2	14.29%	<input checked="" type="checkbox"/>	I don't trust the College to be supportive of the victim.
0	0.00%	<input type="checkbox"/>	I would be concerned about retaliation from the person who did it.
0	0.00%	<input type="checkbox"/>	I would be too embarrassed to speak to anyone on campus.
2	14.29%	<input checked="" type="checkbox"/>	I wouldn't want to get someone else in trouble.
2	14.29%	<input checked="" type="checkbox"/>	I don't think anyone on campus would be able to help.
3	21.43%	<input checked="" type="checkbox"/>	It would be a private matter & I'd want to deal with it on my own.
0	0.00%	<input type="checkbox"/>	I don't think anyone would believe me.
1	7.14%	<input type="checkbox"/>	I wouldn't know whom to contact.
4	28.57%	<input checked="" type="checkbox"/>	Other (please specify)

Count	Percent		
1	25.00%	<input checked="" type="checkbox"/>	I don't care enough
1	25.00%	<input checked="" type="checkbox"/>	I dont want anyone to get in trouble
1	25.00%	<input checked="" type="checkbox"/>	it wasn't serious
1	25.00%	<input checked="" type="checkbox"/>	teacher was present

14 Respondents

Q36. Sexual exploitation, which is a form of discrimination on the basis of sex, means taking sexual advantage of another person, and includes, without limitation: recording, photographing, and/or transmitting images of private sexual activity and/or the intimate parts of another person via web cam, camera, cell phone, internet, etc., without the knowledge and consent of all persons; allowing third persons to observe private sexual acts or nudity without the knowledge and consent of all persons involved. Have you experienced sexual exploitation since September 19, 2016?

Count	Percent		
154	92.22%	<input checked="" type="checkbox"/>	No
1	0.60%	<input type="checkbox"/>	Yes, once
3	1.80%	<input type="checkbox"/>	Yes, more than once
9	5.39%	<input type="checkbox"/>	Not sure

167 Respondents

Q37. Did you report it? (Check all that apply)

Count	Percent		
0	0.00%	<input type="checkbox"/>	Yes, to the local police department
0	0.00%	<input type="checkbox"/>	Yes, to Public Safety & Security
0	0.00%	<input type="checkbox"/>	Yes, to Student Development and Campus Life
0	0.00%	<input type="checkbox"/>	Yes, to the Title IX Coordinator
2	50.00%	<input checked="" type="checkbox"/>	Yes, to Counseling & Disability Services
0	0.00%	<input type="checkbox"/>	Yes, to the School Deans
0	0.00%	<input type="checkbox"/>	Yes, to the Academic Advisor
0	0.00%	<input type="checkbox"/>	Yes, to the Department Chairs
0	0.00%	<input type="checkbox"/>	Yes, to a Faculty Member
0	0.00%	<input type="checkbox"/>	Yes, to an Athletic Coach
0	0.00%	<input type="checkbox"/>	Other (please specify)

Count	Percent		
0	0.00%	<input type="checkbox"/>	No, I don't know where to go to sexual exploitation
2	50.00%	<input checked="" type="checkbox"/>	No, I did not report it

4 Respondents

Q38. Why did you not report it?

Count	Percent		
0	0.00%	<input type="checkbox"/>	I did not want to report it to the local police.
0	0.00%	<input type="checkbox"/>	I don't trust the College to be supportive of the victim.
0	0.00%	<input type="checkbox"/>	I would be concerned about retaliation from the person who did it.
1	50.00%	<input checked="" type="checkbox"/>	I would be too embarrassed to speak to anyone on campus.
0	0.00%	<input type="checkbox"/>	I wouldn't want to get someone else in trouble.
0	0.00%	<input type="checkbox"/>	I don't think anyone on campus would be able to help.
0	0.00%	<input type="checkbox"/>	It would be a private matter & I'd want to deal with it on my own.
0	0.00%	<input type="checkbox"/>	I don't think anyone would believe me.
1	50.00%	<input checked="" type="checkbox"/>	I wouldn't know whom to contact.
0	0.00%	<input type="checkbox"/>	Other (please specify)
		<b>Count</b>	<b>Percent</b>
		2	Respondents

Q39. Where did this occur? (Check all that apply)

Count	Percent		
0	0.00%	<input type="checkbox"/>	In a class, lab or work setting on campus
1	10.00%	<input checked="" type="checkbox"/>	In a social setting on campus
1	10.00%	<input checked="" type="checkbox"/>	In other settings on campus
5	50.00%	<input checked="" type="checkbox"/>	Off campus
3	30.00%	<input checked="" type="checkbox"/>	I prefer not to answer
		10	Respondents

Q40. Did you report it?

Count	Percent		
2	20.00%	<input checked="" type="checkbox"/>	Yes, to the local police department
0	0.00%	<input type="checkbox"/>	Yes, to Public Safety & Security
0	0.00%	<input type="checkbox"/>	Yes, to Student Development and Campus Life
0	0.00%	<input type="checkbox"/>	Yes, to the Title IX Coordinator
1	10.00%	<input checked="" type="checkbox"/>	Yes, to Counseling & Disability Services
1	10.00%	<input checked="" type="checkbox"/>	Yes, to the School Deans
1	10.00%	<input checked="" type="checkbox"/>	Yes, to the Academic Advisor
0	0.00%	<input type="checkbox"/>	Yes, to the Department Chairs
0	0.00%	<input type="checkbox"/>	Yes, to a Faculty Member
0	0.00%	<input type="checkbox"/>	Yes, to an Athletic Coach
1	10.00%	<input checked="" type="checkbox"/>	Other (please specify):
		<b>Count</b>	<b>Percent</b>
		1	100.00%
		<input checked="" type="checkbox"/>	to the military
1	10.00%	<input checked="" type="checkbox"/>	No, I don't know where to go to report an incident
3	30.00%	<input checked="" type="checkbox"/>	No, I did not report it
		10	Respondents

Q41. Why did you not report it?

Count	Percent						
0	0.00%	<input type="checkbox"/>	I did not want to report it to the local police.				
0	0.00%	<input type="checkbox"/>	I don't trust the College to be supportive of the victim.				
0	0.00%	<input type="checkbox"/>	I would be concerned about retaliation from the person who did it.				
0	0.00%	<input type="checkbox"/>	I would be too embarrassed to speak to anyone on campus.				
0	0.00%	<input type="checkbox"/>	I wouldn't want to get someone else in trouble.				
0	0.00%	<input type="checkbox"/>	I don't think anyone on campus would be able to help.				
2	50.00%	<input checked="" type="checkbox"/>	It would be a private matter & I'd want to deal with it on my own.				
1	25.00%	<input checked="" type="checkbox"/>	I don't think anyone would believe me.				
1	25.00%	<input checked="" type="checkbox"/>	I wouldn't know whom to contact.				
0	0.00%	<input type="checkbox"/>	Other (please specify):				
<table border="1"> <thead> <tr> <th>Count</th> <th>Percent</th> </tr> </thead> <tbody> <tr> <td>4</td> <td>Respondents</td> </tr> </tbody> </table>				Count	Percent	4	Respondents
Count	Percent						
4	Respondents						

Q42. Intimate partner violence, which is also referred to as dating violence, domestic violence and relationship violence, includes any act of violence or threatened violence against an individual by a person who is, or has been, involved in a sexual, dating, domestic or other intimate relationship with that individual. Intimate partner violence can encompass a broad range of behavior, including but not limited to physical violence, sexual violence, emotional violence, and economic abuse. It may take the form of threats, assault, property damage, and violence or threat of violence to one's self, one's sexual or romantic partner, or to the family members or friends of the sexual or romantic partner. The offending act need not be sexual in nature to be considered "intimate partner violence" if it occurs within or in connection with a past or present sexual or romantic relationship. Have you experienced intimate partner/dating violence since September 19, 2016?

Count	Percent		
154	92.22%	<input checked="" type="checkbox"/>	No
4	2.40%	<input checked="" type="checkbox"/>	Yes - once
4	2.40%	<input checked="" type="checkbox"/>	Yes - more than once
5	2.99%	<input checked="" type="checkbox"/>	Not sure
167	Respondents		

Q43. Where did this occur? (Check all that apply)

Count	Percent		
0	0.00%	<input type="checkbox"/>	On campus
0	0.00%	<input type="checkbox"/>	House or apartment near campus
4	50.00%	<input checked="" type="checkbox"/>	Near my permanent residence (back home)
2	25.00%	<input checked="" type="checkbox"/>	Other location (i.e., nightclub, while on vacation)
2	25.00%	<input checked="" type="checkbox"/>	I prefer not to answer
8	Respondents		

Q44. Did you report it?

Count	Respondent %	Response %	
2	25.00%	22.22%	<input checked="" type="checkbox"/> Yes, to the local police department
1	12.50%	11.11%	<input checked="" type="checkbox"/> Yes, to Public Safety & Security
0	0.00%	0.00%	<input type="checkbox"/> Yes, to Student Development and Campus Life
0	0.00%	0.00%	<input type="checkbox"/> Yes, to the Title IX Coordinator
1	12.50%	11.11%	<input checked="" type="checkbox"/> Yes, to Counseling & Disability Services
0	0.00%	0.00%	<input type="checkbox"/> Yes, to the School Deans
0	0.00%	0.00%	<input type="checkbox"/> Yes, to the Academic Advisor
0	0.00%	0.00%	<input type="checkbox"/> Yes, to the Department Chairs
0	0.00%	0.00%	<input type="checkbox"/> Yes, to a Faculty Member

0	0.00%	0.00%	<input type="checkbox"/>	Yes, to an Athletic Coach										
1	12.50%	11.11%	<input type="checkbox"/>	Other (please specify)										
<table border="1"> <thead> <tr> <th>Count</th> <th>Percent</th> <th></th> <th></th> <th></th> </tr> </thead> <tbody> <tr> <td>1</td> <td>100.00%</td> <td><input type="checkbox"/></td> <td></td> <td>2 of my teachers</td> </tr> </tbody> </table>					Count	Percent				1	100.00%	<input type="checkbox"/>		2 of my teachers
Count	Percent													
1	100.00%	<input type="checkbox"/>		2 of my teachers										
0	0.00%	0.00%	<input type="checkbox"/>	No, I don't know where to go to report an incident										
4	50.00%	44.44%	<input type="checkbox"/>	No, I did not report it										
8 Respondents														
9 Responses														

**Q45. Why did you not report it?**

Count	Percent													
0	0.00%	<input type="checkbox"/>		I did not want to report it to the local police.										
0	0.00%	<input type="checkbox"/>		I don't trust the College to be supportive of the victim.										
1	25.00%	<input type="checkbox"/>		I would be concerned about retaliation from the person who did it.										
0	0.00%	<input type="checkbox"/>		I would be too embarrassed to speak to anyone on campus.										
0	0.00%	<input type="checkbox"/>		I wouldn't want to get someone else in trouble.										
0	0.00%	<input type="checkbox"/>		I don't think anyone on campus would be able to help.										
2	50.00%	<input type="checkbox"/>		It would be a private matter & I'd want to deal with it on my own.										
0	0.00%	<input type="checkbox"/>		I don't think anyone would believe me.										
0	0.00%	<input type="checkbox"/>		I wouldn't know whom to contact.										
1	25.00%	<input type="checkbox"/>		Other (please specify)										
<table border="1"> <thead> <tr> <th>Count</th> <th>Percent</th> <th></th> <th></th> <th></th> </tr> </thead> <tbody> <tr> <td>1</td> <td>100.00%</td> <td><input type="checkbox"/></td> <td></td> <td>was before i started with Berkeley</td> </tr> </tbody> </table>					Count	Percent				1	100.00%	<input type="checkbox"/>		was before i started with Berkeley
Count	Percent													
1	100.00%	<input type="checkbox"/>		was before i started with Berkeley										
4 Respondents														





**Q46. Please indicate the extent to which you agree or disagree with the following statements about the Berkeley College community - I feel like a member of the Berkeley College community.**

Count	Percent			
75	46.30%	<input type="checkbox"/>		Strongly agree
66	40.74%	<input type="checkbox"/>		Agree
13	8.02%	<input type="checkbox"/>		Disagree
8	4.94%	<input type="checkbox"/>		Strongly disagree
162 Respondents				





**Q47. Please indicate the extent to which you agree or disagree with the following statements about the Berkeley College community - I can have an influence on other people in the Berkeley College community.**

Count	Percent			
58	35.58%	<input type="checkbox"/>		Strongly agree
71	43.56%	<input type="checkbox"/>		Agree
26	15.95%	<input type="checkbox"/>		Disagree
8	4.91%	<input type="checkbox"/>		Strongly disagree
163 Respondents				



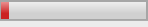

Q48. How likely are you to do the following? - Express your discomfort if someone makes a sexual joke about a person's body or makes inappropriate sexual comments

Count	Percent		
84	51.22%		Very likely
52	31.71%		Likely
23	14.02%		Unlikely
5	3.05%		Very unlikely
164	Respondents		

Q49. How likely are you to do the following? - Try to prevent someone who is obviously intoxicated from being alone with someone who may take advantage of the situation

Count	Percent		
103	63.58%		Very likely
49	30.25%		Likely
9	5.56%		Unlikely
1	0.62%		Very unlikely
162	Respondents		

Q50. How likely are you to do the following? - Report someone who committed a sexual assault

Count	Percent		
111	68.10%		Very likely
42	25.77%		Likely
9	5.52%		Unlikely
1	0.61%		Very unlikely
163	Respondents		

Q51. Have you received or seen information concerning any of the above issues related to Title IX, VAWA, and/or sexual violence prevention/education while at Berkeley College? - Are you aware of the role of the Title IX Coordinator at Berkeley College?

Count	Percent		
59	36.20%		Yes
58	35.58%		No
46	28.22%		Unsure/Maybe
163	Respondents		

Q52. Have you received or seen information concerning any of the above issues related to Title IX, VAWA, and/or sexual violence prevention/education while at Berkeley College? - Do you know how to contact the Title IX Coordinator at Berkeley College?

Count	Percent		
47	29.37%		Yes
76	47.50%		No
37	23.13%		Unsure/Maybe
160	Respondents		

Q53. Have you received or seen information concerning any of the above issues related to Title IX, VAWA, and/or sexual violence prevention/education while at Berkeley College? - Are you aware of the role of the Deputy Title IX Coordinators at Berkeley College?

Count	Percent		
49	30.63%		Yes
75	46.88%		No
36	22.50%		Unsure/Maybe
160	Respondents		

Q54. Have you received or seen information concerning any of the above issues related to Title IX, VAWA, and/or sexual violence prevention/education while at Berkeley College? - Do you know how to contact the Deputy Title IX Coordinators are for Berkeley College?

Count	Percent		
43	26.71%		Yes
81	50.31%		No
37	22.98%		Unsure/Maybe
161	Respondents		