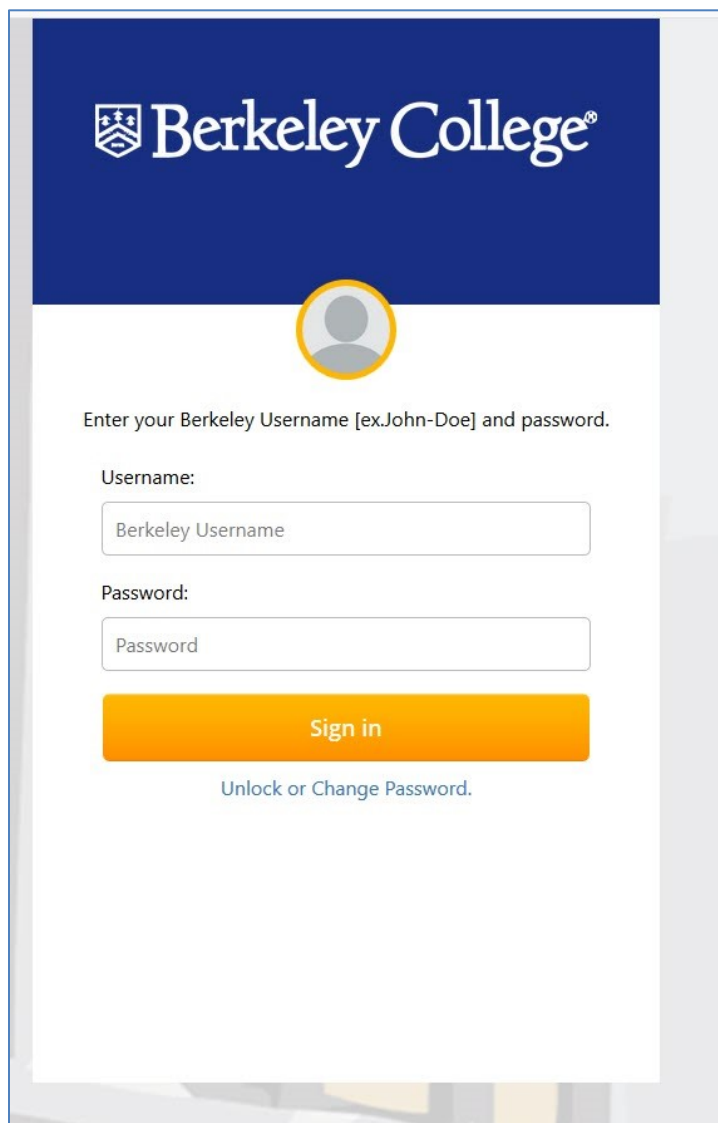


Self-Enrolling into *The Job Search Workshop* in Canvas

To begin, click this link:

<https://berkeleycollege.instructure.com/enroll/JAX8G6>

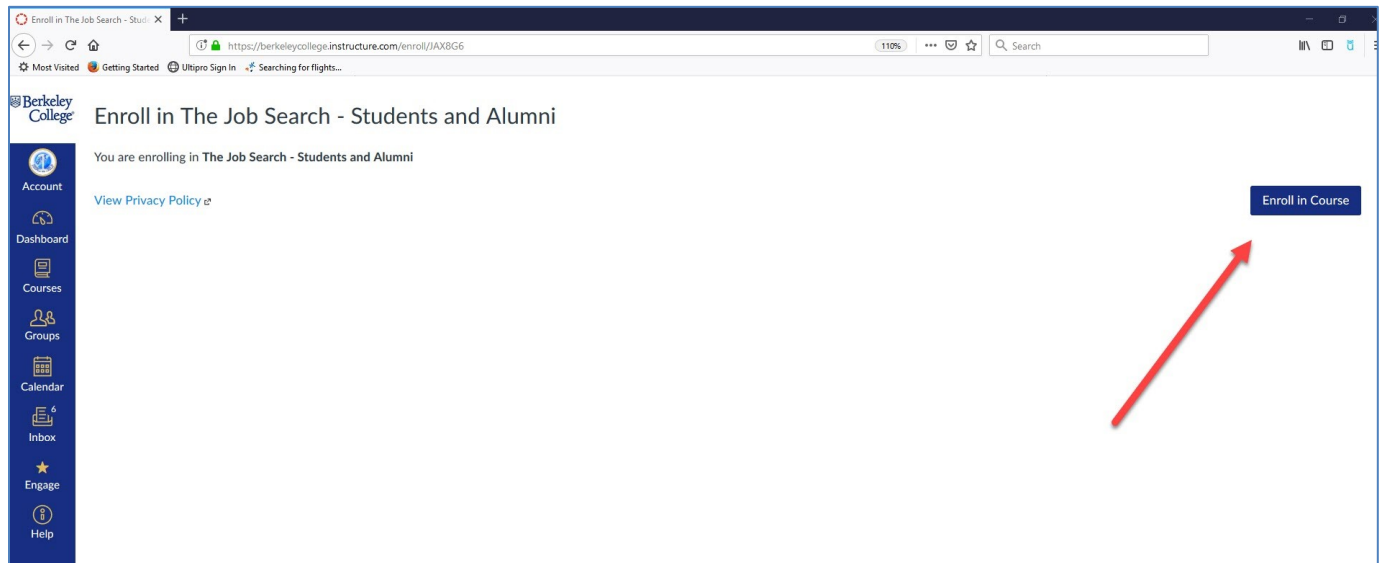
Next, log into Canvas if you are not already logged in:



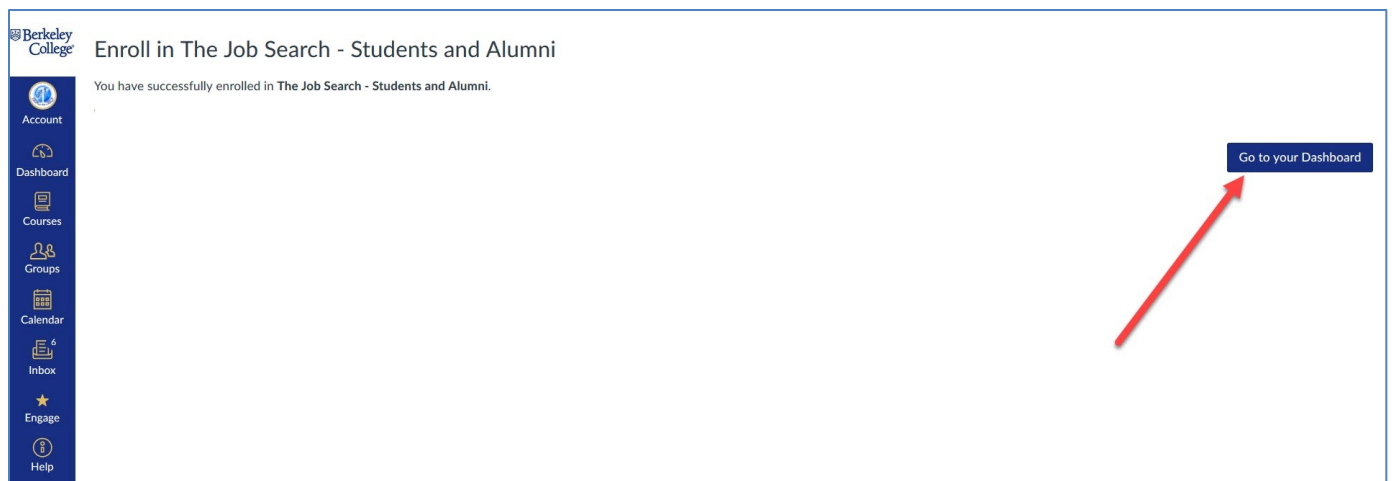
The image shows a login form for Berkeley College. At the top, there is a dark blue header with the Berkeley College logo and name. Below the header is a circular placeholder for a user profile picture. The main content area is white and contains the following elements:

- Text: "Enter your Berkeley Username [ex.John-Doe] and password."
- Label: "Username:"
- Input field: A text box containing the placeholder text "Berkeley Username".
- Label: "Password:"
- Input field: A text box containing the placeholder text "Password".
- Button: A large orange button with the text "Sign in".
- Text: "Unlock or Change Password." located below the "Sign in" button.


Next, click Enroll in Course at the upper right side of the page.



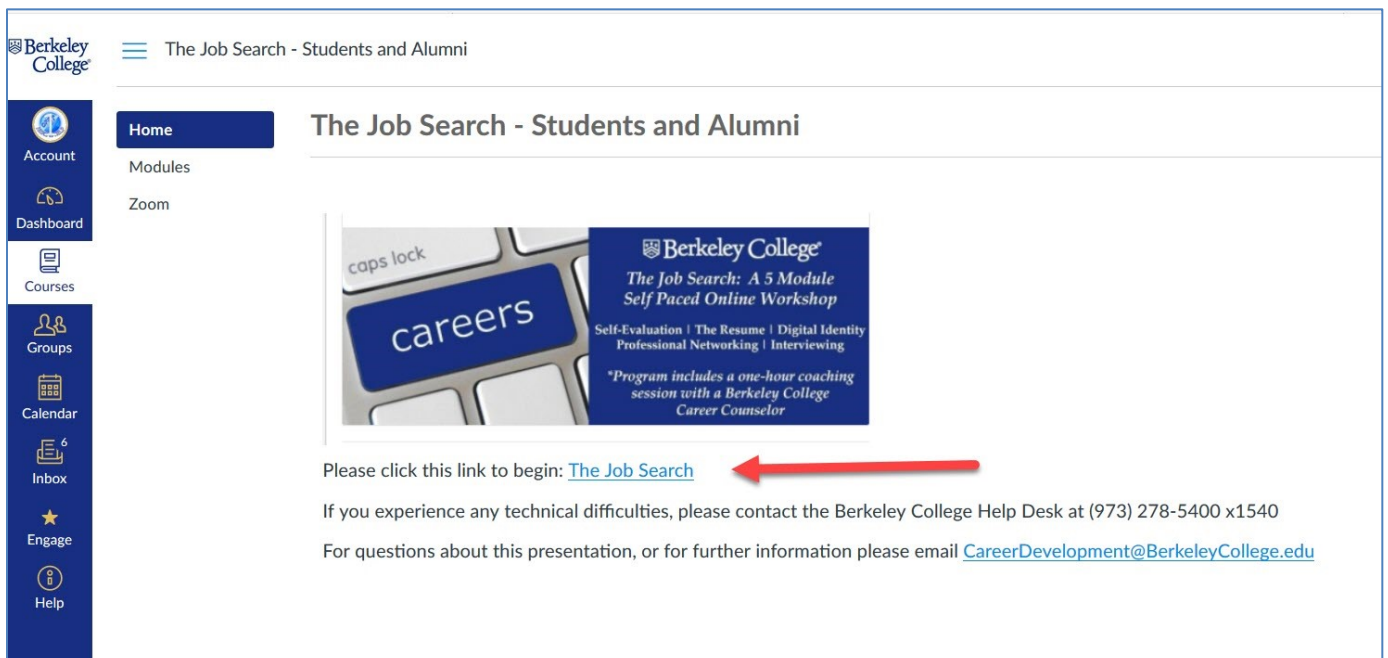
Next, click Go to your Dashboard



You will see *The Job Search* tile on your Canvas dashboard. Click the title to enter the course.



Begin the presentation by clicking the link on the course Home Page.



Berkeley College

The Job Search - Students and Alumni

Home

Modules

Zoom

The Job Search - Students and Alumni

caps lock

careers

Berkeley College

The Job Search: A 5 Module Self Paced Online Workshop

Self-Evaluation | The Resume | Digital Identity
Professional Networking | Interviewing

**Program includes a one-hour coaching session with a Berkeley College Career Counselor*

Please click this link to begin: [The Job Search](#)

If you experience any technical difficulties, please contact the Berkeley College Help Desk at (973) 278-5400 x1540

For questions about this presentation, or for further information please email CareerDevelopment@BerkeleyCollege.edu